

# Toyota Powered Stacker Trucks

The BT Staxio Range



## BT Staxio W-series

PEDESTRIAN-OPERATED STACKERS



Compact pedestrian stackers for easy use in congested areas or on-board vehicles

---

0.8 – 2.0 TONNES LOAD CAPACITIES

LIFT HEIGHTS UP TO 6.0 M

P.4-11

## BT Staxio P-series

STACKERS WITH DRIVER PLATFORM



Compact and manoeuvrable stackers with choice of platforms for high-speed travel

---

1.2 – 2.0 TONNES LOAD CAPACITIES

LIFT HEIGHTS UP TO 6.0 M

P.12-15



## BT Staxio S-series

STAND-IN STACKERS



Enclosed cab and sideways driving position  
for work in congested areas

---

1.35 – 1.6 TONNES LOAD CAPACITIES

LIFT HEIGHTS UP TO 6.3 M

P.16-17

## BT Staxio R-series

RIDER-SEATED STACKERS



Designed and built for intensive  
stacking operations

---

1.35 - 1.6 TONNES LOAD CAPACITY

LIFT HEIGHTS UP TO 6.3 M

P.18-19





# TOYOTA BT STAXIO PART OF W-SERIES

(SEE PAGES 9 -11 FOR FULL RANGE)

---

BT Staxio HWE models are light enough to be used on mezzanine floors and are ideal for low-intensity use in public environments such as shops and hospitals, especially with the low noise level generated by the truck.

## SPECIFICATIONS


---

**Load capacity:** 1.0 t @ 600 mm load centre

**Maximum lift height:** 2.0 m

**Maximum battery capacity:** 63 Ah

**Option available:** | **Site**





Built-in charger



Easy access for efficient servicing, plus maintenance-free batteries



HWE100S model can handle a variety of pallet sizes thanks to its adjustable straddle forks



Good visibility

● standard ◦ option

**Truck features**

	Safety	Durability	Productivity	Driveability	BT Staxio HWE100	BT Staxio HWE100S
Adjustable fork width					◦	◦
Automatic height adjustment					◦	◦
Automatic parking brake					●	●
Electronic braking system					●	●
Electronic speed control					●	●
Spring-loaded castors with dampers					●	●
Straddle support arm version						●

**Controls and instruments**

	Safety	Durability	Productivity	Driveability	BT Staxio HWE100	BT Staxio HWE100S
180°+ steering					●	●
Electronic fingertip controls					●	●
Emergency collision button					●	●
Emergency cut-off					●	●
Hour meter					●	●
Parking brake					●	●
Click-2-Creep					●	●
Temporary speed reduction ('turtle' button)					◦	◦
Tiller arm steering					●	●

● standard ◦ option

**Operator Features**

	Safety	Durability	Productivity	Driveability	BT Staxio HWE100	BT Staxio HWE100S
Storage compartments					●	●

**Maintenance features**

	Safety	Durability	Productivity	Driveability	BT Staxio HWE100	BT Staxio HWE100S
Easy access for maintenance					●	●
Fault diagnosis facility					●	●
Lubrication points					●	●

**Battery management features**

	Safety	Durability	Productivity	Driveability	BT Staxio HWE100	BT Staxio HWE100S
Battery status indicator					●	●
Built-in charger					●	●

**Revolutionary AC motor**

The HWE model's revolutionary low-maintenance AC motor offers durability and strength, as well as low energy consumption.

**Driver comfort**

For optimal driver comfort and intuitive handling, the HWE100 range has programmable driver parameters, as well as automatic height adjustment; an option that uses a photocell to monitor the height of the top of the load. As items are moved on and off, the fork height is automatically adjusted to a comfortable level for the operator.

**Safe operation with I\_Site**

To ensure safe and efficient material handling, the BT Staxio W-series is designed to be compatible with the fleet management tool I\_Site that monitors for example, driver authorisation with a PIN code, machine utilisation and detects possible impacts of your truck in real time.

**Handling with care - just Click-2-Creep**

Finite positioning is easy with these BT Staxio W-series trucks. The unique click-2-creep feature means that by simply double-clicking the control lever the truck is set to creep speed, allowing safe control in tight situations.

**5-point chassis**

BT Staxio W-series boasts a 5-point chassis that gives the truck excellent stability and control.

**TPS-based reliability**

Like all Toyota trucks, BT Staxio trucks are built according to the Toyota Production System, assuring the highest levels of quality, durability and reliability.







# TOYOTA BT STAXIO

## W-SERIES

---

The BT Staxio W-series is designed to let the operator get on with the job simply and safely. The trucks provide essential lifting power in warehouses and retail premises, where safety and manoeuvrability are particularly important. This heavy-duty range is built to handle heavy loads in high racking applications.

### SPECIFICATIONS

---


**Load capacity:** 0.8, 1.0, 1.2, 1.4, 1.45, 1.6, 2.0 t @ 600 mm load centre

**Maximum lift height:** 6.0 m

**Maximum battery capacity:** 500 Ah

**Options available:** | Site LI-ION ❄️ ⚡️





The tiller arm length is optimised for safety, keeping the operator's feet away from the truck



5-point chassis



Toyota Totalview for excellent visibility



Ergonomic control handle, with emergency safety reverse button which, to avoid trapping, briefly reverses the truck if depressed



● standard ◦ option

**Truck features**

	Safety	Durability	Productivity	Driveability	BT Staxio SWE080L	BT Staxio SWE100	BT Staxio SWE120	BT Staxio SWE120L	BT Staxio SWE120S	BT Staxio SWE140	BT Staxio SWE140L	BT Staxio SWE200D	BT Staxio SWE140S	BT Staxio SWE145L	BT Staxio SWE160	BT Staxio SWE200L	BT Staxio SWE120XR
Reach mast with pantograph fork mechanism																	●
Adjustable fork width								●		●							●
Tilt function																	●
Sideshift function																	◦
Fork spreader function																	◦
Automatic height adjustment	●			◦													
Automatic parking brake					●	●	●	●	●	●	●	●	●	●	●	●	●
Bogie fork wheels					◦	◦	◦	◦	◦	◦	◦	◦	◦	◦	◦	◦	◦
BT Castorlink	●	●		●	●												
Choice of chassis widths								●	●	●	●	●	●	●	●	●	●
Clear-view mast	●			◦	◦	◦	◦	◦	◦	◦	◦	◦	◦	◦	◦	◦	◦
Double pallet handling										●							
Electronic braking system	●	●		●	●	●	●	●	●	●	●	●	●	●	●	●	●
Electronic regenerative brakes (motor)					●	●	●	●	●	●	●	●	●	●	●	●	●
Electronic speed control	●			●	●	●	●	●	●	●	●	●	●	●	●	●	●
Elevating support arms					●										●		
High-capacity battery models						◦	◦	◦	◦	◦	◦	◦	◦	◦	◦	◦	◦
Thin 35mm forks																	◦
Load support	●	●		●	◦	◦	◦	◦	◦	◦	◦	◦	◦	◦	◦	◦	◦
Spring-loaded drive wheel	●	●		●	●	●	●	●	●	●	●	●	●	●	●	●	●
Straddle support arm version							●		●								

**Controls and instruments**

180°+ steering				●	●	●	●	●	●	●	●	●	●	●	●	●	●
208° steering				●	●	●	●	●	●	●	●	●	●	●	●	●	●
Access Control (PIN codes)	●			●	●	●	●	●	●	●	●	●	●	●	●	●	●
Automatic deceleration	●			●	●	●	●	●	●	●	●	●	●	●	●	●	●
Click-2-Creep	●			●	●	●	●	●	●	●	●	●	●	●	●	●	●
Drive motor temperature warning	●	●		●	●	●	●	●	●	●	●	●	●	●	●	●	●
E-bar				◦	◦	◦	◦	◦	◦	◦	◦	◦	◦	◦	◦	◦	◦
Electronic controller temperature warning	●	●		●	●	●	●	●	●	●	●	●	●	●	●	●	●
Electronic fingertip controls	●			●	●	●	●	●	●	●	●	●	●	●	●	●	●
Emergency collision button	●			●	●	●	●	●	●	●	●	●	●	●	●	●	●
Emergency cut-off	●			●	●	●	●	●	●	●	●	●	●	●	●	●	●
Hour meter	●			●	●	●	●	●	●	●	●	●	●	●	●	●	●
On-board data terminal mount				◦	◦	◦	◦	◦	◦	◦	◦	◦	◦	◦	◦	◦	◦

● standard ◦ option

**Controls and instruments**

Sensi-lift					◦	◦	◦	◦	◦	◦	◦	◦	◦	◦	◦	◦	◦	●
Reduced speed when cornering (OTP)*										●	●	●	●	●	●	●	●	
Soft driving characteristics when stacking (OTP)*										●	●	●	●	●	●	●	●	
Temporary speed reduction ('turtle' button)					◦	◦	◦	◦	◦	◦	◦	◦	◦	◦	◦	◦	◦	
Smart Access (electronic card/fob)	●				◦	◦	◦	◦	◦	◦	◦	◦	◦	◦	◦	◦	◦	

**Operator Features**

Driver-adapted programmable performance	●			●	●	●	●	●	●	●	●	●	●	●	●	●	●
Flip-down driver platform					◦	◦	◦	◦	◦	◦	◦	◦	◦	◦	◦	◦	◦
Shrinkwrap holder					◦	◦	◦	◦	◦	◦	◦	◦	◦	◦	◦	◦	◦
Storage compartments					●	●	●	●	●	●	●	●	●	●	●	●	●
Writing table					◦	◦	◦	◦	◦	◦	◦	◦	◦	◦	◦	◦	◦

**Maintenance features**

Easy access for maintenance	●	●		●	●	●	●	●	●	●	●	●	●	●	●	●	●
Fault diagnosis facility	●			●	●	●	●	●	●	●	●	●	●	●	●	●	●

**Battery management features**

Battery discharge prevention system	●	●		●	●	●	●	●	●	●	●	●	●	●	●	●	●
Lithium-Ion batteries					◦	◦	◦	◦	◦	◦	◦	◦	◦	◦	◦	◦	◦
Battery status indicator	●			●	●	●	●	●	●	●	●	●	●	●	●	●	●
Built-in charger					◦	◦	◦	◦	◦	◦	◦	◦	◦	◦	◦	◦	◦
Sideways battery change					◦	◦	◦	◦	◦	◦	◦	◦	◦	◦	◦	◦	◦

**Special applications**

Coldstore version					◦	◦	◦	◦	◦	◦	◦	◦	◦	◦	◦	◦	◦
EEx version (ATEX compliant)	●				◦	◦	◦	◦	◦	◦	◦	◦	◦	◦	◦	◦	◦

\*Optimised Truck Performance

**Wide choice of models**

The BT Staxio W-series includes a simple mono-mast version for lower and lighter load handling (SWE080L), versions with elevating support arms for extra low level capacity (SWE120L/SWE140L/SWE145L/SWE160L/SWE200L), a version with adjustable fork width and straddle support arms (SWE120S/ SWE140S), a version that is designed for double load handling (SWE200D) and a model with retractable mast (SWE120XR).

**5-point chassis**

BT Staxio W-series boasts BT's unique 5-point chassis for excellent stability and control, especially on ramps and uneven surfaces.

**Central steering arm**

The steering arm is placed centrally, allowing even turning in both directions and a consistently small turning radius.

**Handling with care – just Click-2-Creep!**


Finite positioning is easy with these BT Staxio W-series trucks. The unique Click-2-Creep feature means that by simply double-clicking the control lever the truck is set to creep speed, allowing safe control in tight situations.

**Totalview concept**

Designed with Toyota's Totalview concept, SWE models offer clear-view masts and eye-lines from the operating position to the fork tips.

**TPS-based reliability**

Like all Toyota trucks, BT Staxio trucks are built according to the Toyota Production System, assuring the highest levels of quality, durability and reliability.





# TOYOTA BT STAXIO

## P-SERIES

---

BT Staxio P-series trucks are designed for intensive applications. They lift high, offer great stability and are fast. Combined with large battery capacities and high residual capacities, the P-series will lift your productivity.

## SPECIFICATIONS

---

**Load capacity:** 1.20, 1.40, 1.60, 2.0 t @ 600 mm load centre

**Maximum lift height:** 6.0 m


**Maximum battery capacity:** 500 Ah

**Options available:** | Site **LI-ION** ❄️ ⚡️






Clear view on the forks when driving or lifting



Net protection on the mast for safer load handling



Side guards and E-man steering for comfortable and safe long distance driving



E-bar allows easy mounting of ancillary equipment



● standard ◦ option

**Truck features**

	Safety	Durability	Productivity	Driveability	BT Staxio SPE120	BT Staxio SPE120L	BT Staxio SPE140	BT Staxio SPE140L	BT Staxio SPE140S	BT Staxio SPE160	BT Staxio SPE200	BT Staxio SPE200L	BT Staxio SPE200D	BT Staxio SPE200DN	BT Staxio SPE120XR	BT Staxio SPE120XRD
Reach mast with pantograph fork mechanism															●	●
Adjustable fork width								●							●	●
Tilt function															●	
Sideshift function															◦	
Fork spreader function															◦	
Automatic parking brake	●				●	●	●	●	●	●	●	●	●	●	●	●
Bogie fork wheels					●	●	●	●	●	●	●	●	●	●	●	●
Choice of chassis widths							◦	◦	◦	◦	◦	◦	◦	◦		●
Clear-view mast	●				●	●	●	●	●	●	●	●	●	●	●	●
Clear-view overhead guard	●				◦	◦	◦	◦	◦	◦	◦	◦	◦	◦		
Double pallet handling					●	●	●	●	●	●	●	●	●	●	●	●
Electronic braking system	●	●			●	●	●	●	●	●	●	●	●	●	●	●
Electronic regenerative brakes (motor)					●	●	●	●	●	●	●	●	●	●	●	●
Electronic speed control	●				●	●	●	●	●	●	●	●	●	●	●	●
Elevating support arms					●	●	●	●	●	●	●	●	●	●	●	●
High-capacity battery models					●	●	●	●	●	●	●	●	●	●	●	●
Thin 35 mm forks															◦	●
Load support	●				◦	◦	◦	◦	◦	◦	◦	◦	◦	◦	◦	◦
Powertrak traction system	●	●			●	●	●	●	●	●	●	●	●	●	●	●
High capacity stacking drive unit	●				●	●	●	●	●	●	●	●	●	●	●	●
Spring-loaded drive wheel	●				●	●	●	●	●	●	●	●	●	●	●	●
Straddle support arm version									●							
Shock sensor					◦	◦	◦	◦	◦	◦	◦	◦	◦	◦	◦	◦
Xenoy exterior covers	●				●	●	●	●	●	●	●	●	●	●	●	●

**Controls and instruments**

180°+ steering				●	●	●	●	●	●	●	●	●	●	●	●	●
Access Control (PIN codes)	●				●	●	●	●	●	●	●	●	●	●	●	●
Automatic deceleration	●				●	●	●	●	●	●	●	●	●	●	●	●
E-bar					◦	◦	◦	◦	◦	◦	◦	◦	◦	◦	◦	◦
Electronic fingertip controls	●				●	●	●	●	●	●	●	●	●	●	●	●
Emergency collision button	●				●	●	●	●	●	●	●	●	●	●	●	●
Emergency cut-off	●				●	●	●	●	●	●	●	●	●	●	●	●
Hour meter					●	●	●	●	●	●	●	●	●	●	●	●
On-board data terminal mount					◦	◦	◦	◦	◦	◦	◦	◦	◦	◦	◦	◦
Power/Electronic steering	●				●	●	●	●	●	●	●	●	●	●	●	●
Sensi-lift	●				●	●	●	●	●	●	●	●	●	●	●	●
Temporary speed reduction ('turtle' button)	◦				◦	◦	◦	◦	◦	◦	◦	◦	◦	◦	◦	◦

● standard ◦ option

**Controls and instruments**

Soft drive characteristic when stacking (OTP)*					●	●	●	●	●	●	●	●	●	●	●	●
Reduced speed when cornering (OTP)*					●	●	●	●	●	●	●	●	●	●	●	●
Driver direction dependent steering (OTP)*					●	●	●	●	●	●	●	●	●	●	●	●
Tiller arm steering					●	●	●	●	●	●	●	●	●	●	●	●
Smart Access (electronic card/fob)	●				◦	◦	◦	◦	◦	◦	◦	◦	◦	◦	◦	◦

**Operator Features**

Adjustable tiller arm height	●				◦	◦	◦	◦	◦	◦	◦	◦	◦	◦	◦	●
Configuration dependent tiller arm length							●	●	●	●	●	●	●	●	●	●
Driver detection system					●	●	●	●	●	●	●	●	●	●	●	●
Driver-adapted programmable performance					●	●	●	●	●	●	●	●	●	●	●	●
Fixed sideguards							◦	◦	◦	◦	◦	◦	◦	◦		
Flip-down driver platform					●	●	●	●	●	●	●	●	●	●	●	●
Folding sideguards	●				◦	◦	◦	◦	◦	◦	◦	◦	◦	◦	◦	◦
Rear backrest/guard							◦	◦	◦	◦	◦	◦	◦	◦		
Foot safety photocell							◦	◦	◦	◦	◦	◦	◦	◦		
One touch safety guards	●				●	●	●	●	●	●	●	●	●	●	●	●
Shrinkwrap holder					◦	◦	◦	◦	◦	◦	◦	◦	◦	◦	◦	◦
Storage compartments					●	●	●	●	●	●	●	●	●	●	●	●
Writing table					●	●	●	●	●	●	●	●	●	●	●	●

**Maintenance features**

Easy access for maintenance					●	●	●	●	●	●	●	●	●	●	●	●
Fault diagnosis facility					●	●	●	●	●	●	●	●	●	●	●	●
Historic fault log					●	●	●	●	●	●	●	●	●	●	●	●

**Battery management features**

Battery status indicator					●	●	●	●	●	●	●	●	●	●	●	●
Lithium-ion batteries					◦	◦	◦	◦	◦	◦	◦	◦	◦	◦	◦	◦
Quick battery locking	●				◦	◦	◦	◦	◦	◦	◦	◦	◦	◦	◦	◦
Sideways battery change					◦	◦	◦	◦	◦	◦	◦	◦	◦	◦	◦	◦

**Special applications**

Coldstore version	●				◦	◦	◦	◦	◦	◦	◦	◦	◦	◦	◦	◦
Corrosive environment version					◦	◦	◦	◦	◦	◦	◦	◦	◦	◦	◦	◦
EEx version (ATEX compliant)	●				◦	◦	◦	◦	◦	◦	◦	◦	◦	◦	◦	◦

\*Optimised Truck Performance

**Wide choice of models**

The BT Staxio P-series includes versions with fixed support arms (SPE120/140/160/200), with elevating support arms for extra low level capacity (SPE120L/140L/160L/200L), a version with adjustable fork width and straddle support arms (SPE140S) and two versions designed for double load handling (SPE200D/200DN). The SPE120XR and SPE120XRD further expand the versatility of the range with moving mast or pantograph based fork carriage. SPE120XRD handles double loads.

**Not afraid of heights**

BT Staxio achieves the highest lift heights in its class and handles heavy loads with confidence. Lifting speed can be precisely controlled using the intuitively designed rocker switch on the handle. This allows faster work cycles and effective placement and retrieval. Designed with Toyota's Totalview concept, SPE models offer clear-view masts resulting in an unobstructed view of the fork tips.

**Class leading residual capacities**

BT's unique 5-point chassis offers excellent stability and control, especially on ramps and uneven surfaces. All P-series models are built on BT's patented Powertrak chassis. This hydraulic system ensures that the down force applied to the drive wheel is proportional to the weight on the forks, for optimum traction. At high level, the advanced system locks the drive wheel resulting in exceptionally high residual capacities and the upmost stability.

**Unique driver experience**

The standard truck has a folding driver platform with 'one-touch' foldable gates. Fixed platform and fixed rear or side guards are options. The height of the steering arm is fully adjustable at the touch of a button. Optimised Truck Performance adjusts speed when cornering based on direction of travel, and if pedestrian operated. Effortless electronic steering is standard.

**Li-ion option for intensive operations**

This maintenance-free battery technology gives 30% less energy consumption, exceptional battery life and the option for fast-charge at any time eliminating the need for battery change in multi-shift applications.



# TOYOTA BT STAXIO

## S-SERIES

---

The BT Staxio S-series has been developed for applications where it is preferred that the operator is 'off the floor' working in a fully enclosed cab, while maintaining a standing position for speed and flexibility.

### SPECIFICATIONS

---

**Load capacity:** 1.35, 1.6 t @ 600 mm load centre

**Maximum lift height:** 6.3 m

**Maximum battery capacity:** 620 Ah

**Options available:** | Site





The visibility window adds to the S-series' high safety standards



The battery on S-series models is seated on rollers with a built in battery table, allowing easy sideways battery exchange

● standard ○ option

Safety	Durability	Productivity	BT Staxio SSE135L	BT Staxio SSE135L	BT Staxio SSE160	BT Staxio SSE160L	BT Staxio SSE160D
--------	------------	--------------	-------------------	-------------------	------------------	-------------------	-------------------

Truck features	Safety	Durability	Productivity	BT Staxio SSE135L	BT Staxio SSE135L	BT Staxio SSE160	BT Staxio SSE160L	BT Staxio SSE160D
Automatic parking brake				●	●	●	●	○
Bogie fork wheels				●	●	●	●	○
Clear-view mast				●	●	●	●	○
Clear-view overhead guard				●	●	●	●	○
Double pallet handling				○	○	○	○	●
Electronic braking system				●	●	●	●	○
Electronic regenerative brakes (motor)				○	○	○	○	●
Electronic speed control				●	●	●	●	○
Elevating support arms				○	○	○	○	●
Load support				○	○	○	○	○

Controls and instruments	Safety	Durability	Productivity	BT Staxio SSE135L	BT Staxio SSE135L	BT Staxio SSE160	BT Staxio SSE160L	BT Staxio SSE160D
180°+ steering				●	●	●	●	●
360° progressive steering				○	○	○	○	○
Automatic deceleration				○	○	○	○	○
E-bar				○	○	○	○	○
Electronic fingertip controls				●	●	●	●	○
Emergency cut-off				●	●	●	●	○
Hour meter				●	●	●	●	○
On-board data terminal mount				○	○	○	○	○
Parking brake				○	○	○	○	●
Power/Electronic steering				●	●	●	●	○
Steering direction indicator				○	○	○	○	○

Operator Features	Safety	Durability	Productivity	BT Staxio SSE135L	BT Staxio SSE135L	BT Staxio SSE160	BT Staxio SSE160L	BT Staxio SSE160D
Adjustable backrest				○	○	○	○	●
Driver detection system				○	○	○	○	●
Driver-adapted programmable performance				○	○	○	○	●
Low step-in				○	○	○	○	●
Storage compartments				○	○	○	○	●
Writing table				○	○	○	○	○

Maintenance features	Safety	Durability	Productivity	BT Staxio SSE135L	BT Staxio SSE135L	BT Staxio SSE160	BT Staxio SSE160L	BT Staxio SSE160D
Easy access for maintenance				○	○	○	○	●
Fault diagnosis facility				○	○	○	○	●
Historic fault log				○	○	○	○	●

Battery management features	Safety	Durability	Productivity	BT Staxio SSE135L	BT Staxio SSE135L	BT Staxio SSE160	BT Staxio SSE160L	BT Staxio SSE160D
Battery change facility				○	○	○	○	○
Battery status indicator				○	○	○	○	●
Heavy-duty battery compartments				○	○	○	○	○
Sideways battery change				○	○	○	○	○

Special applications	Safety	Durability	Productivity	BT Staxio SSE135L	BT Staxio SSE135L	BT Staxio SSE160	BT Staxio SSE160L	BT Staxio SSE160D
Coldstore version				○	○	○	○	○
EEx version (ATEX compliant)				○	○	○	○	○

### Double-pallet handling

BT Levio S-series 'L' models can carry two separate loads at the same time thanks to their elevating support arms (SSE 135L: 675kg on support arms, 675kg on forks. SSE 160L: 800kg on support arms, 800kg on forks).

### Double-pallet vehicle loading/unloading

Designed with a narrow chassis of just 770 mm and without overhead guard for work in vehicles, the SSE 160D is ideal for double-pallet loading and unloading. Like the SSE 160L, it can carry 800 kg simultaneously on both support arms and forks.

### Sideways driving position

The controls on BT Staxio S-series trucks are parallel to the forks, enabling the operator to drive comfortably in either direction, with clear and easy visibility.

### Totalview concept

Designed with Toyota's Totalview concept, these models offer clear-view masts and a patented overhead mast design.

### TPS-based reliability

Like all Toyota trucks, BT Staxio trucks are built according to the Toyota Production System, assuring the highest levels of quality, durability and reliability.



# TOYOTA BT STAXIO

## R-SERIES

---

The BT Staxio R-series is designed for intensive stacking applications with lift heights up to 6.3m. The seated cab ensures driver comfort and safety over long shifts.



### SPECIFICATIONS

---

**Load capacity:** 1.35, 1.6t @ 600 mm load centre

**Maximum lift height:** 6.3 m

**Maximum battery capacity:** 620 Ah

**Options available:** | Site  





Car pedal layout



The E-bar universal mount for warehouse management devices such as PC terminals and barcode scanners

● standard ○ option

	Safety	Durability	Productivity	BT Staxio SRE135	BT Staxio SRE135L	BT Staxio SRE160	BT Staxio SRE160L
--	--------	------------	--------------	------------------	-------------------	------------------	-------------------

**Truck features**

Automatic parking brake	●			●	●	●	●
Bogie fork wheels			●	●	●	●	●
Clear-view mast	●			●	●	●	●
Clear-view overhead guard				●	●	●	●
Double pallet handling				○	○	○	○
Electronic speed control	●			●	●	●	●
Elevating support arms						●	●
Load support	●			○	○	○	○
Warning beacon				○	○	○	○
Working lights			●	○	○	○	○

**Controls and instruments**

Adjustable BT control console				●	●	●	●
Automatic deceleration	●			●	●	●	●
E-bar				○	○	○	○
Emergency cut-off	●			●	●	●	●
Hour meter							
On-board data terminal mount			●	○	○	○	○
Parking brake	●			●	●	●	●
Car pedal layout	●			●	●	●	●
Power/Electronic steering	●		●	●	●	●	●

**Operator Features**

Adjustable seat	●			●	●	●	●
Adjustable steering wheel	●			●	●	●	●
Driver detection system	●			●	●	●	●
Writing table			●	●	●	●	●

**Maintenance features**

Easy access for maintenance		●	●	●	●	●	●
Fault diagnosis facility		●	●	●	●	●	●

**Battery management features**

Battery change facility			●	○	○	○	○
Battery status indicator		●	●	○	○	○	○
Heavy-duty battery compartments			●	○	○	○	○
Sideways battery change			●	●	●	●	●

**Special applications**

Coldstore version		●		○	○	○	○
EEx version (ATEX compliant)	●			○	○	○	○

**Sideways driving position**

As in a reach truck, the controls on BT Staxio R-series trucks are parallel to the forks, enabling the operator to drive comfortably in either direction.

**Totalview concept**

Designed with Toyota's Totalview concept, these models offer clear-view masts and a patented overhead mast design.

**TPS-based reliability**

Like all Toyota trucks, BT Staxio trucks are built according to the Toyota Production System, assuring the highest levels of quality, durability and reliability.

Toyota  
The total business solution

---



New & used trucks



Service Support



Short-term Hire

02890812864

[www.carryduff.co.uk](http://www.carryduff.co.uk)

